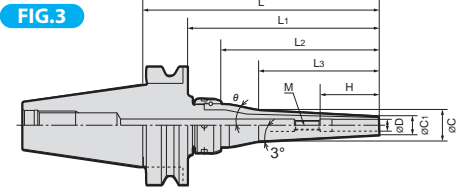
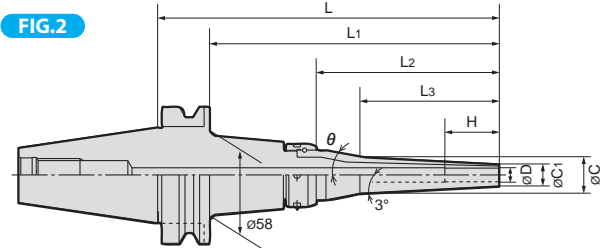
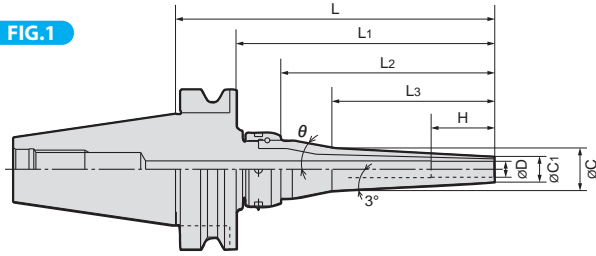


## M-series



Cutter shank diameter should be h6 or better.

MODEL	STOCK	Fig	øD	øC1	øC	L	L1	L2	L3	H	Min insert length	Adjust length		M	θ	N/W (kg)								
												MIN	MAX											
Max. 15,000 min <sup>-1</sup>																								
BT30 (BBT30)	HPC03M-	130	△	3	9	16	130	108	84	67	-	20	-	-	-	34	0.8							
		180	△			20	180	158	134	102						18	1.0							
	HPC04M-	130	△	4	10	17	130	108	84	67						33	0.8							
		180	△			21	180	158	134	102						17	1.0							
	HPC05M-	130	△	5	11	18	130	108	84	67						32	0.8							
		180	△			22	180	158	134	102						16	1.0							
	HPC06M-	130	△	6	12	19	130	108	84	67		30	0.8											
		180	△			23	180	158	134	102		15	1.0											
	HPC07M-	130	△	7	13	20	130	108	84	67		28	0.8											
		180	△			24	180	158	134	102		14	1.0											
	HPC08M-	130	△	8	14	21	130	108	84	67		27	0.8											
		180	△			25	180	158	134	102		13	1.0											
HPC09M-	130	△	9	15	22	130	108	84	67	26	0.8													
	180	△			26	180	158	134	102	12	1.0													
HPC10M-	130	△	10	16	23	130	108	84	67	50	35	35	50	M8	24	0.8								
	180	△			27	180	158	134	102						11	1.0								
HPC11M-	130	△	11	17	24	130	108	84	67	55					40	40	55	M10	23	0.8				
	180	△			28	180	158	134	102										10	1.0				
HPC12M-	130	△	12	18	25	130	108	84	67	55									40	40	55	M10	21	0.8
	180	△			29	180	158	134	102														9	1.0
Max. 15,000 min <sup>-1</sup>																								
BT40 (BBT40)	HPC03M-	135	○	3	9	16	135	108	84	67	-	20	-	-									-	34
		185	○			20	185	158	134	102					18	1.6								
	HPC04M-	135	○	4	10	17	135	108	84	67					33	1.4								
		185	○			21	185	158	134	102					17	1.6								
	HPC05M-	135	△	5	11	18	135	108	84	67					32	1.4								
		185	△			22	185	158	134	102					16	1.6								
	HPC06M-	135	○	6	12	19	135	108	84	67		30	1.5											
		185	○			23	185	158	134	102		15	1.6											
	HPC07M-	135	△	7	13	20	135	108	84	67		28	1.5											
		185	△			24	185	158	134	102		14	1.6											
	HPC08M-	135	○	8	14	21	135	108	84	67		27	1.5											
		185	○			25	185	158	134	102		13	1.7											
HPC09M-	135	△	9	15	22	135	108	84	67	26	1.5													
	185	△			26	185	158	134	102	12	1.7													
HPC10M-	135	○	10	16	23	135	108	84	67	40	35	-	-	-	24	1.5								
	185	○			27	185	158	134	102						11	1.7								
HPC11M-	135	△	11	17	24	135	108	84	67	40					35	-	-	-	23	1.5				
	185	△			28	185	158	134	102										10	1.7				
HPC12M-	135	○	12	18	25	135	108	84	67	40									35	-	-	-	21	1.5
	185	○			29	185	158	134	102														9	1.7

MODEL	STOCK	Fig	øD	øC1	øC	L	L1	L2	L3	H	Min insert length	Adjust length		M	θ	N/W (kg)								
												MIN	MAX											
Max. 10,000 min <sup>-1</sup>																								
BT50 (BBT50)	HPC03M-	150	○	1	3	9	16	150	112	84	67	20					34	4.2						
		200	○				20	200	162	134	102						18	4.4						
	HPC04M-	250	○	2	4	10	17	150	112	84	67						33	4.3						
		150	○				21	200	162	134	102						17	4.3						
	HPC05M-	250	○	2	5	11	18	150	112	84	67						32	5.3						
		150	△				22	200	162	134	102						16	4.4						
	HPC06M-	250	△	2	6	12	19	150	112	84	67						30	4.3						
		150	○				23	200	162	134	102						15	4.5						
	HPC07M-	250	○	2	7	13	20	150	112	84	67						28	4.3						
		150	△				24	200	162	134	102						14	4.5						
	HPC08M-	250	△	2	8	14	21	150	112	84	67						27	4.3						
		150	○				25	200	162	134	102						13	4.5						
	HPC09M-	250	○	2	9	15	22	150	112	84	67						26	5.4						
		150	△				26	200	162	134	102						12	4.5						
	HPC10M-	250	△	2	10	16	23	150	112	84	67						24	4.3						
		150	○				27	200	162	134	102						11	4.5						
	HPC11M-	250	○	2	11	17	24	150	112	84	67						23	4.3						
		150	△				28	200	162	134	102						10	4.5						
	HPC12M-	250	△	2	12	18	25	150	112	84	67						21	4.3						
		150	○				29	200	162	134	102						9	4.5						
																	40							

△ : Mark tools are manufactured to order.

NOTE : 1. Chuck wrench and adjust screw are sold separately.

2. Adjust screw is manufactured to order.

Please instruct when ordering.

3. The above-mentioned maximum speed will vary depending rigidity of the machine and balance of cutter.

An adequate cutting condition should be selected for each case.

4. Please feel free to ask us when need BBT shanks.



**ORDERING EXAMPLE**

① BT50 - ② HPC - ③ 06 - ④ M - ⑤ 150

- ① Shank Size
- ② Holder's Name
- ③ Cutter's Shank Dia.
- ④ M series
- ⑤ G.L. Length

BT series

HSK series

ST series

Versatile Tool

Cutting Tool

Accessories

ACCESSORIES for MICRON CHUCK H series M series



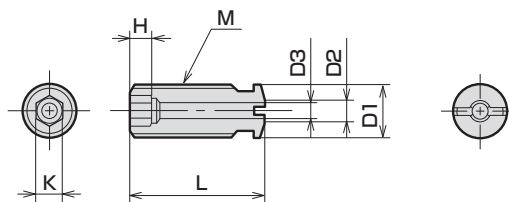
# CHUCK WRENCH (For MICRON CHUCK H series, M series and N series)

HOOK PIN SPANNER		
CHUCK CODE	WRENCH CODE	
MICRON CHUCK		
HPC03H~HPC16H HPC03M~HPC12M HPC03N~HPC12N	FP45-48G	35851

ACCESSORIES for MICRON CHUCK H series M series



# ADJUST SCREW for MICRON CHUCK H series, M series



MODEL	CODE	M	L	D1	D2	D3	K	H	MICRON CHUCK
AS17-2-M5-CTW	17672	M5×0.8	17	5	3	2	2.5	3	HPC06H
AS17-2-M6-CTW	17676	M6×1.0	17	6			HPC07H		
AS22-2-M6-CTW	17678		22	8	5	4	HPC08H,HPC08M		
AS22-2-M8-CTW	17680	M8×1.25	25	8	5	4	4	5	HPC09H,HPC10H HPC09M,HPC10M,HPC11M~12M
AS25-2-M8-CTW	17682			10	6	5	5	6	HPC11H~16H
AS25-2-M10-CTW	17684	M10×1.5							